

# Really Simple Syndication (RSS) Cheat Sheet (version 1.1: updated 8/21/2007)

**Note:** All elements listed must be properly closed (ex: `</image>` OR `<image />`)

## Required Channel Elements

**channel** = main containing element (starts channel)  
**title** = name of the channel  
**link** = URL to parent site  
**description** = description of channel

## Optional Channel Elements

**language** = language the channel written in  
**copyright** = copyright notice of content in channel  
**managingEditor** = email of channel content editor  
**webMaster** = email of channel technical contact  
**pubDate** = publication date of channel  
**lastBuildDate** = date channel content changed  
**category** = categories the channel belongs to  
**generator** = program used to create feed  
**docs** = URL to RSS specification (see below)  
**cloud** = web service of rssCloud interface  
**ttl** = # of minutes before reaching  
**image** = GIF, JPEG, PNG to display in channel (i.e. logo)  
**rating** = PICS rating of channel  
**textInput** = input box to display with channel  
**skipHours** = when aggregators can't read channel  
**skipDays** = same as skipHours, but in days

## Basic Item Elements

**item** = main containing element (starts item)  
**title** = title of the item  
**link** = URL of the item  
**description** = item summary

## Other Item Elements

**author** = email of the item author  
**category** = categories for the item  
**comments** = URL of comments page related to item  
**enclosure** = media object attached to item  
**guid** = unique string identifying item  
**pubDate** = publication date of item  
**source** = RSS channel that the item came from

## RSS Notes:

The `<width>` sub-element of `<image>` has a maximum value of 144 (default is 88).

The `<height>` sub-element of `<image>` has a maximum value of 400 (default is 31).

To get the PICS rating for the `<rating>` sub-element, visit: PICS rating generator (SafeSurf): <http://www.safesurf.com/classify/>

To use the `<content:encoded>` sub-element, you need to use the "purl.org" `<rss>` namespace tag instead of the default `<rss>` one.

If you're using iTunes tags, you will need to use the `<rss xmlns:itunes>` namespace tag instead of the other `<rss>` ones. Unfortunately, if you were using the "purl.org" namespace then you won't be able to use the `<content:encoded>` tag with the iTunes namespace.

## Additional RSS Information:

- [RSS 2.0 Specification](#)
- [iTunes Podcast Technical Specifications](#)
- [FeedBurner](#) (RSS on steroids)



Scott Horvath's Del.icio.us RSS Bookmarks: <http://del.icio.us/spvdrink/rss>

## Sample Code (RSS 2.0)


Required Elements  iTunes Elements  (all other elements are considered optional but some best practice)

```
<?xml version="1.0"?>
<rss version="2.0">
  <rss xmlns:itunes="http://www.itunes.com/DTDs/podcast-1.0.dtd" version="2.0">
    <channel>
      <title>Super Cool News</title>
      <link>http://supercoolnews.com</link>
      <description>Some really super cool news to read.</description>
      <language>en-us</language>
      <copyright>Copyright 2007, Super Cool News</copyright>
      <managingEditor>editor@supercoolnews.com</managingEditor>
      <webMaster>webmaster@supercoolnews.com</webMaster>
      <pubDate>Tue, 26 Jun 2007 04:00:00 GMT</pubDate>
      <lastBuildDate>Tue, 26 Jun 2003 04:00:00 GMT</lastBuildDate>
      <category>Geek & Nerd News</category>
      <generator>SCN Content Management System v1.0</generator>
      <docs>http://blogs.law.harvard.edu/tech/rss</docs>
      <cloud domain="radio.xmlstoragesystem.com" port="80" path="/RPC2"
registerProcedure="xmlStorageSystem.rssPleaseNotify" protocol="xml-rpc"/>
      <ttl>60</ttl>
      <image>
        <url>http://supercoolnews.com/rss_image.jpg</url>
        <title>Super Cool News</title>
        <link>http://supercoolnews.com</link>
        <description>Visit the Super Cool News Web site</description>
        <width>144</width>
        <height>400</height>
      </image>
      <rating>[use the PICS rating generator link (left) to fill]</rating>
      <textInput>
        <title>Submit</title>
        <description>search here</description>
        <name>search</name>
        <link>http://supercoolnews.com/search.php</link>
      </textInput>
      <skipHours>
        <hour>14</hour>
      </skipHours>
      <skipDays>
        <day>Tuesday</day>
      </skipDays>
      <itunes:subtitle>A show about really cool news</itunes:subtitle>
      <itunes:summary>Super Cool News is about super cool news. Each week we dive into any subject known to man and
talk about it as much as we can. Look for our Podcast in the iTunes Music Store.</itunes:summary>
      <itunes:author>John Doe</itunes:author>
      <itunes:owner>
        <itunes:name>John Doe</itunes:name>
        <itunes:email>john.doe@supercoolnews.com</itunes:email>
      </itunes:owner>
      <itunes:image href="http://supercoolnews.com/podcasts/images/news_artwork.jpg" />
      <itunes:category text="Technology">
        <itunes:category text="Gadgets"/>
      </itunes:category>
      <itunes:category text="TV & Film"/>
      <itunes:explicit>No</itunes:explicit>
      <item>
        <title>The RSS People Save the World!</title>
        <link>http://supercoolnews.com/newsstory1</link>
        <description>Finally the computer geeks of the world can be proud that their fellow RSS geeks have saved
the world.</description>
        <content:encoded>![CDATA[My <b>full content</b> here.]]</content:encoded>
        <author>jdoe@supercoolnews.com (John Doe)</author>
        <category url="http://supercoolnews.com/taxonomy">RSS Related</category>
        <comments>http://supercoolnews.com/2007/08/17.php#comments</comments>
        <enclosure url="http://supercoolnews.com/mp3s/episode1.mp3" length="12216320" type="audio/mpeg" />
        <guid isPermaLink="true">http://supercoolnews.com/2007/08/17.php#rss1</guid>
        <pubDate>Tue, 19 Jun 2003 09:39:21 GMT</pubDate>
        <source url="http://supercoolnews.com/links2.xml">Super Cool News</source>
        <itunes:author>John Doe</itunes:author>
        <itunes:subtitle>A short piece on RSS geeks of the world.</itunes:subtitle>
        <itunes:summary>This week we talk about RSS geeks, how they do their jobs, and how they harness their code-
monkey knowledge to save the world for traditional news.</itunes:summary>
        <itunes:duration>7:04</itunes:duration>
        <itunes:keywords>rss, geek, technology</itunes:keywords>
      </item>
    </channel>
  </rss>
```

## Manually Add a Feed to an RSS Application or Start Page

- Right-click the RSS link or icon  on the Web page and click "copy link location" or "copy shortcut" option.
- You can also click the RSS link or icon  on the Web page and copy the URL from the address bar.
- In your application or start page paste the URL into your "add feed" option (or other similar name for adding RSS feed URLs).


## Add a Feed with Firefox 2x

- Click the RSS link or icon  on the Web page or on the right-side of the address bar.
- Click the "Subscribe Now" button at the top.
- Select a bookmark folder to save your feed into (optional) and/or click the "OK" button.



## Viewing your Feeds in Firefox 2x

- Click "Bookmarks" at the top of your browser.
- Select the folder in which you saved the feed.
- You may find it in the "Bookmarks Toolbar Folder" in your toolbar at the top or in a different bookmark location if you chose to put it there.

## Add a Feed with Internet Explorer 7 (IE 7)

- Click the RSS link or icon  in the browser and choose the feed you want to add.
- Click "Subscribe to this feed" link at top.
- Select a folder to save your feed into (optional) and/or click "Subscribe" button in the pop up box.

## Viewing Your Feeds in IE 7

- Click  icon on the top left of your browser.
- Click the  button.
- Click the feed you want to view.